

Vocabulary to pre-teach

audio

audience

broadcast

expression

script

pace

presenter

volume

producer

Lesson 15

Performing/recording
a broadcast script

Learning objective

To perform and/or record an audio news broadcast

Journalist training school

Once a broadcast is ready to be recorded, the process involves a lot of people working together. The producer offers advice to the presenter to make sure the recording is clear and that the story can be easily understood by the audience.

LOUD

**AT A
STEADY PACE**

WHISPERED

SLOW

CLEAR

**News reading
should be...**

RUSHED

SHOUTED

REPETITIVE

MUMBLED


ENTHUSIASTIC




What makes a good recording?

Listen to Hannah Moore talk about recording a broadcast.

Write some tips that will be useful to remember.



What went wrong?



What mistakes were made in this recording?

What could be done to improve the recording?

Success criteria

Is there anything
missing from this list?

NEWS READING CHECKLIST



- Are you speaking clearly, with expression?
- Are you pausing between sentences?
- Are you speaking at a good pace? (Not rushing, but not too slowly.)
- Are you speaking at a good volume? (Not whispering, but also not shouting.)
- Are you using language that your audience will understand?
- Are you trying not to repeat the same word too many times?
- Are you thinking about keeping your audience interested?

News
WISE

News
WISE

Rehearsing and recording

PRESENTING


Use the success criteria to remind you to present your broadcast clearly.

NOT PRESENTING

Listen to the presenter. Think about what would make their broadcast even better.



What are some good things about sharing news in an audio broadcast?



What are some problems with sharing news in an audio broadcast?

